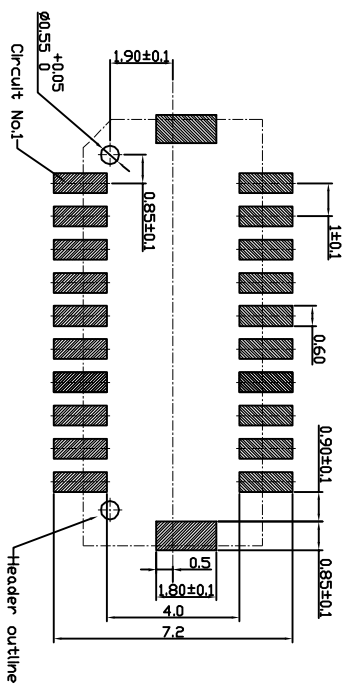
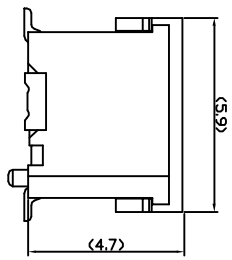


適合CAP  
編帶專用

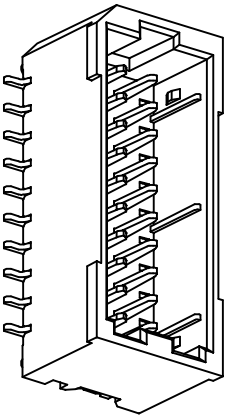
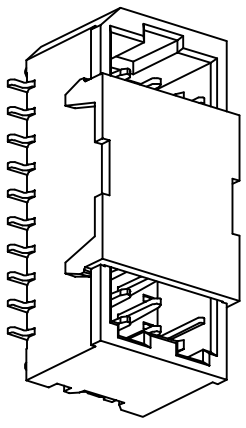


PCB Layout

SPECIFICATION

- Material:
  - Housing: HIGH-TEMP Plastic, UL94V-0, color: Natural.
  - Contacts: Copper alloy.
  - Solder tab: Copper alloy.
- Electrical Characteristics:
  - Current rating: 0.5A(max).
  - Voltage rating: 50V(max).
  - Operating Temperature: -25°C~+85°C.
  - Insulation resistance: 100M ohms min. at 500V DC
  - Dielectric withstanding voltage: 500V AC/minute.
  - Contact resistance: 30m ohms max.

Pin No.	A	B	C
12	5	6.5	8.3
16	7	8.5	10.3
20	9	10.5	12.3
30	14	15.5	17.3
40	19	20.5	22.3
50	24	25.5	27.3



UNITS: mm

**CSCONN**

CSCONN PRECISE ELECTRONICS CO., LTD

GENERAL TOLERANCE  
X. ° ±5° 0. Y±0.25  
X. 1±2° 0. XX±0.2  
XX. ±1° 0. XXX±0.1

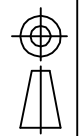
PART NO. (INTENDED USE)  
CWF-1002XL-T

APPD:  
CHKD: Skilla

TITLE: WAFER 1.0MM 2\*XP 立贴

DR: Kitty

DWG NO. WAFER



SCALE 1:1  
SHEET 1 OF 1  
REV A